







QUICK

TEPE FANLARI & FİLTRELER



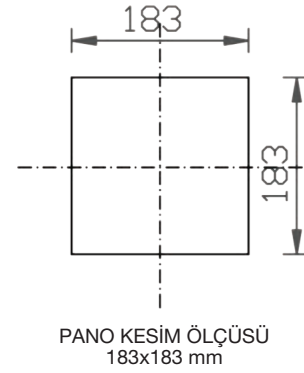
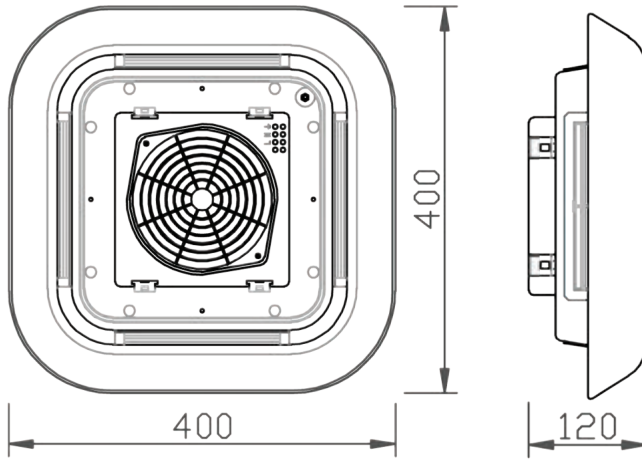
ÜST KAPAK RENK ÇEŞİTLERİ

				
Kırmızı	Mavi	Füme	Turuncu	Gri

GÖVDE RENGİ

 RAL 7035 (Gri)

TEKNİK RESİM



 **Halogen free**

MODEL	ÖLÇÜLER mm	BESLEME VAC	KAPASİTE M ³ /h	GÜÇ W	NOMİNAL Akım	GÜRÜLTÜ SEVİYESİ (db)	KORUMA SINIFI	Fiyat (€)
FULL4000	400x400x120	230VAC-50/60Hz	384	45	0.27	58	IP54	80
FULL5500	400x400x120	230VAC-50/60Hz	570	52 / 65	0.23 / 0.29	62	IP54	120
FULL6000	400x400x120	230VAC-50/60Hz	1050	102 / 135	0.45 / 0.60	65	IP54	130
FULL1250	400x400x120	230VAC-50/60Hz	1250	155 / 210	0.68 / 0.92	75	IP54	180

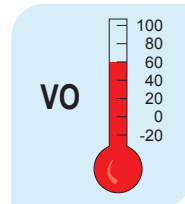
Thermally-Protected



Poliüretan Conta



VO Alev İletmez ABS



Hızlı ve Kolay Montaj

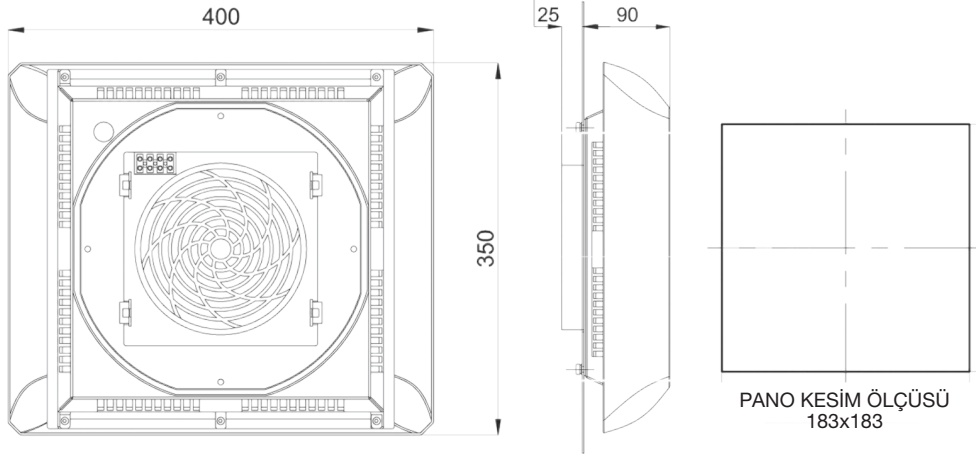


IP54





TEKNİK RESİM



**Halogen
free**

MODEL	ÖLÇÜLER mm	BESLEME VAC	KAPASİTE m ³ /h	GÜÇ W	NOMİNAL Akım	GÜRÜLTÜ SEVİYESİ (db)	KORUMA SINIFI	Fiyat (€)
QFF 4000	400x350x102	230VAC-50/60Hz	384	45	0.27	58	IP44	75
QFF 5500	400x350x102	230VAC-50/60Hz	570	52 / 65	0.23 / 0.29	62	IP44	100
QFF 6000	400x350x102	230VAC-50/60Hz	1050	102 / 135	0.45 / 0.60	73	IP44	110

Thermally-Protected

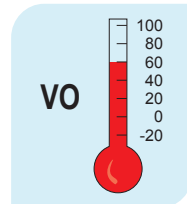


RADYAL FAN

Poliüretan Conta



VO Alev İletmez ABS



Hızlı ve Kolay Montaj

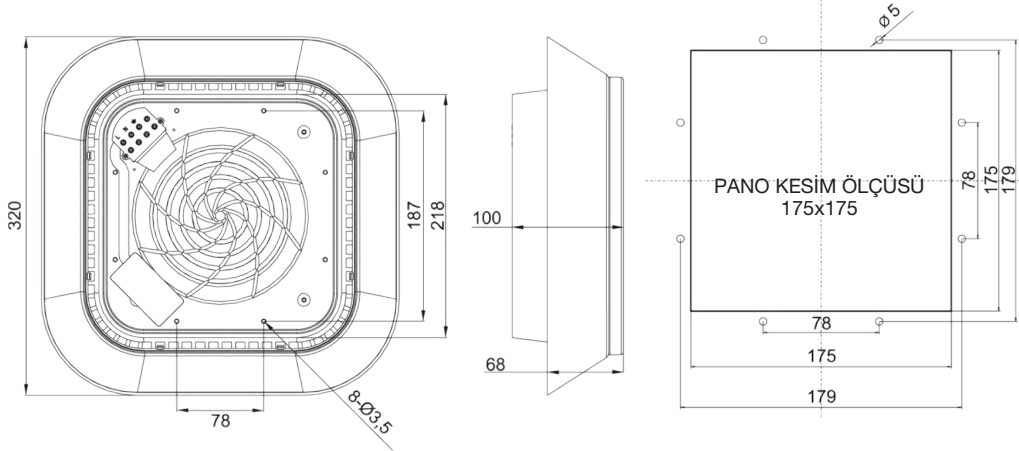


IP44





TEKNİK RESİM



Halogen free

MODEL	ÖLÇÜLER mm	BESLEME VAC	KAPASİTE M ³ /h	GÜÇ W	NOMİNAL Akım	GÜRÜLTÜ SEVİYESİ (db)	KORUMA SINIFI	Fiyat (€)
RF190APA23-H	320x320x100	230VAC-50Hz	570	58	0.26	62	IP 44	150



Thermally-Protected

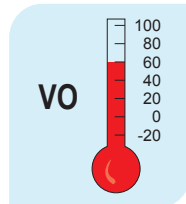


RADYAL FAN

Poliüretan Conta

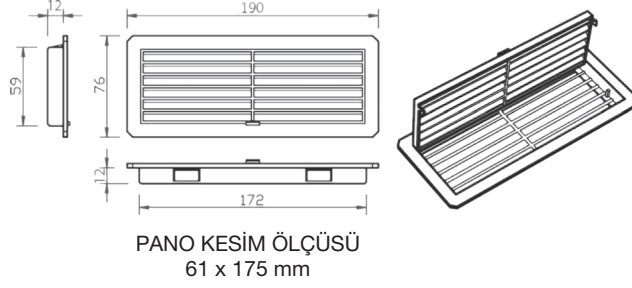


VO Alev İletmez ABS

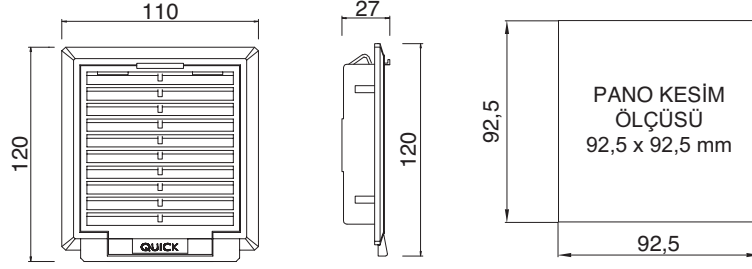


IP44

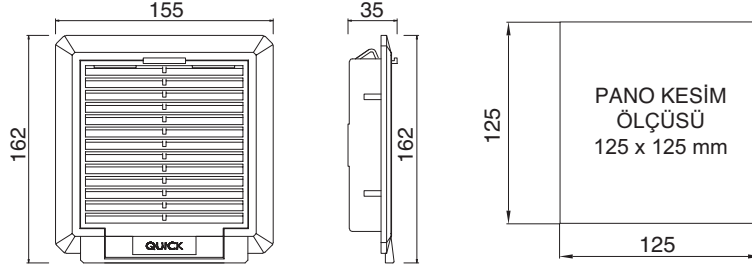




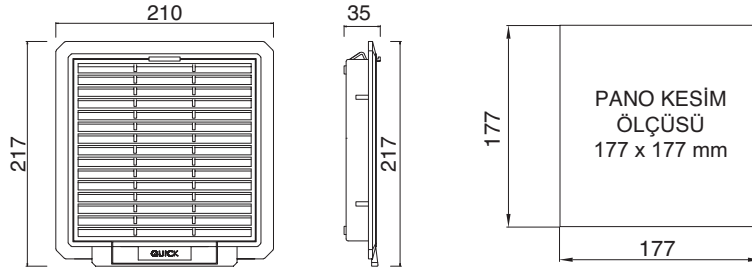
MODEL	FİL 500
ÖLÇÜ mm	190x76x12
Fiyat (€)	3



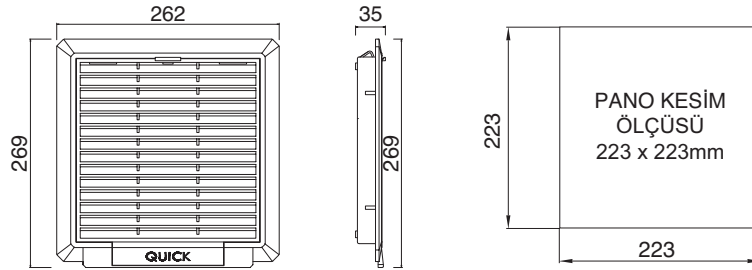
MODEL	FİL 1000
ÖLÇÜ mm	120X110X27
Fiyat (€)	3



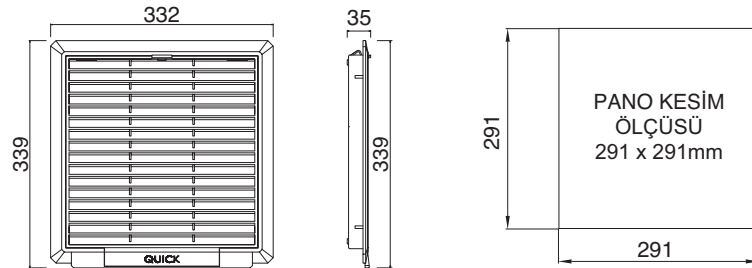
MODEL	FİL 1500
ÖLÇÜ mm	162X155X35
Fiyat (€)	4



MODEL	FİL 2000
ÖLÇÜ mm	217X210X35
Fiyat (€)	8

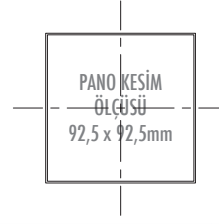
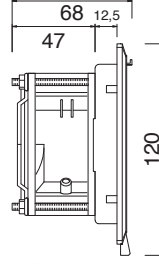
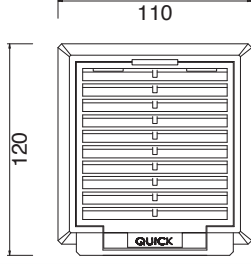


MODEL	FİL 2500
ÖLÇÜ mm	269X262X35
Fiyat (€)	10

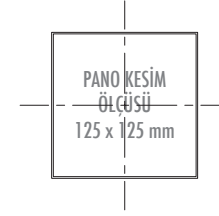
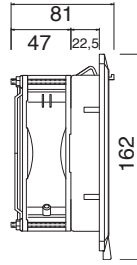
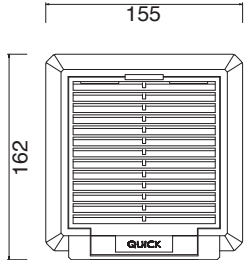


MODEL	FİL 3000
ÖLÇÜ mm	339X332X35
Fiyat (€)	18

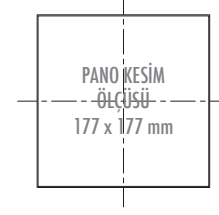
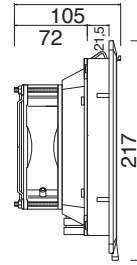
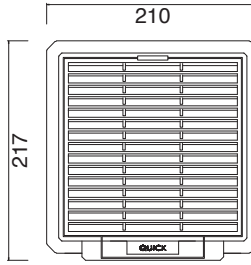
FULL SERİSİ PANO HAVALANDIRMA FANLI FİLTRELERİ



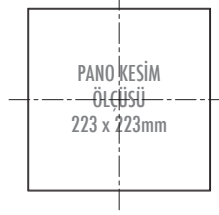
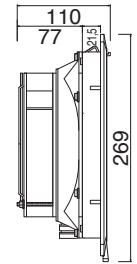
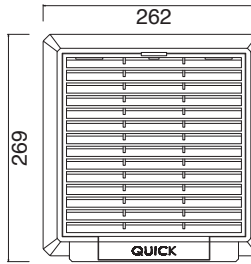
MODEL	AÇIKLAMA	ÖLÇÜLER mm	BESLEME VAC	GÜÇ W	HIZ dev/dak	FİLTRESİZ M³/h	FİLTRELİ M³/h	NOMİNAL Akım	GÜRÜLTÜ SEVİYESİ dB	Fiyat (€)
FULL 1000	Fanlı Filtre	120X110X68	230VAC-50/60Hz	15 / 13	2850	41	30	0.08	32	25



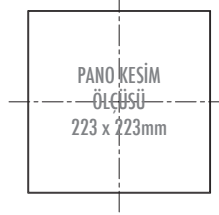
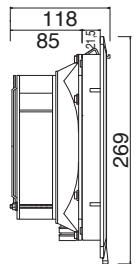
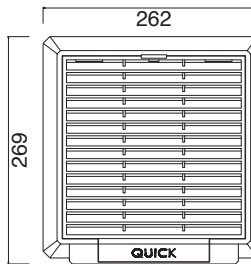
MODEL	AÇIKLAMA	ÖLÇÜLER mm	BESLEME VAC	GÜÇ W	HIZ dev/dak	FİLTRESİZ M³/h	FİLTRELİ M³/h	NOMİNAL Akım	GÜRÜLTÜ SEVİYESİ dB	Fiyat (€)
FULL 1500	Fanlı Filtre	162X155X81	230VAC-50/60Hz	17 / 15	2850	156	108	0.14	45	28



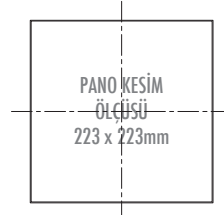
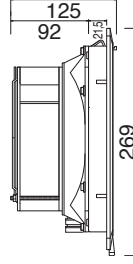
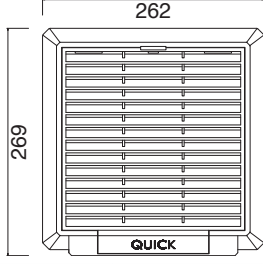
MODEL	AÇIKLAMA	ÖLÇÜLER mm	BESLEME VAC	GÜÇ W	HIZ dev/dak	FİLTRESİZ M³/h	FİLTRELİ M³/h	NOMİNAL Akım	GÜRÜLTÜ SEVİYESİ dB	Fiyat (€)
FULL 2000	Fanlı Filtre	217X210X105	230V-50Hz	17	2850	174	130	0.14	46	35



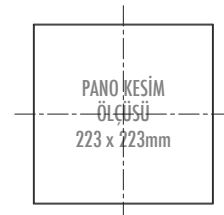
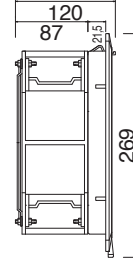
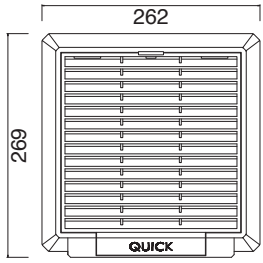
MODEL	AÇIKLAMA	ÖLÇÜLER mm	BESLEME VAC	GÜÇ W	HIZ dev/dak	FİLTRESİZ M³/h	FİLTRELİ M³/h	NOMİNAL Akım	GÜRÜLTÜ SEVİYESİ dB	Fiyat (€)
FULL 2500	Fanlı Filtre	269X262X110	230VAC-50/60Hz	27 / 26	2850	300	225	0.17 / 0.16	45	45



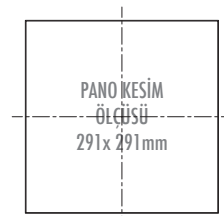
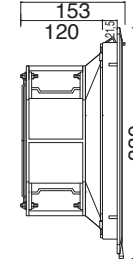
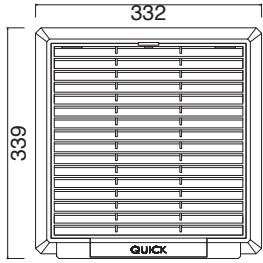
MODEL	AÇIKLAMA	ÖLÇÜLER mm	BESLEME VAC	GÜÇ W	HIZ dev/dak	FİLTRESİZ M³/h	FİLTRELİ M³/h	NOMİNAL Akım	GÜRÜLTÜ SEVİYESİ dB	Fiyat (€)
FULL 3000	Fanlı Filtre	269X262X118	230VAC-50/60Hz	38 / 36	2850	348	261	0.23	45	50



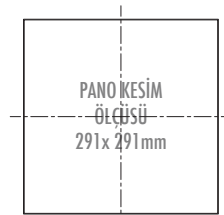
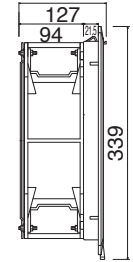
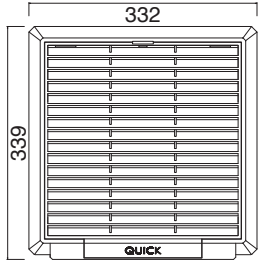

MODEL	AÇIKLAMA	ÖLÇÜLER mm	BESLEME VAC	GÜÇ W	HIZ dev/dak	FİLTRESİZ M³/h	FİLTRELİ M³/h	NOMİNAL Akım	GÜRÜLTÜ SEVİYESİ dB	Fiyat (€)
FULL 3500	Fanlı Filtre	269X262X125	230V-50Hz	38 / 36	2850	384	288	0.23	45	70




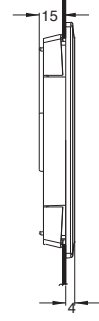
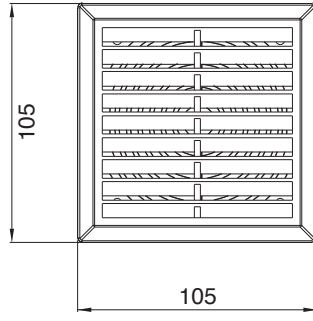
MODEL	AÇIKLAMA	ÖLÇÜLER mm	BESLEME VAC	GÜÇ W	HIZ dev/dak	FİLTRESİZ M³/h	FİLTRELİ M³/h	NOMİNAL Akım	GÜRÜLTÜ SEVİYESİ dB	Fiyat (€)
FULL 4500	Fanlı Filtre	269X262X120	230V-50Hz	80 / 80	2850	975	775	0.40	61	130



MODEL	AÇIKLAMA	ÖLÇÜLER mm	BESLEME VAC	GÜÇ W	HIZ dev/dak	FİLTRESİZ M³/h	FİLTRELİ M³/h	NOMİNAL Akım	GÜRÜLTÜ SEVİYESİ dB	Fiyat (€)
FULL 5000	Fanlı Filtre	339X332X153	230V-50Hz	80 / 80	2850	975	850	0.40	61	150

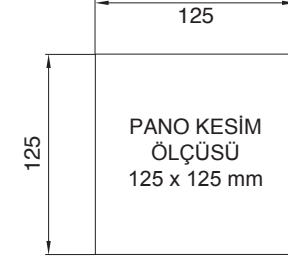
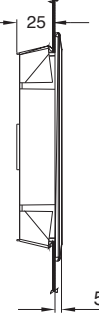
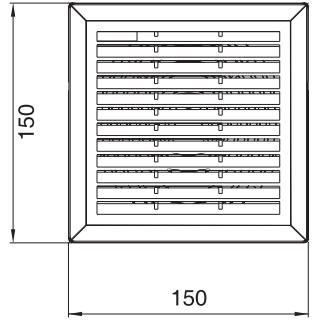


MODEL	AÇIKLAMA	ÖLÇÜLER mm	BESLEME VAC	GÜÇ W	HIZ dev/dak	FİLTRESİZ M³/h	FİLTRELİ M³/h	NOMİNAL Akım	GÜRÜLTÜ SEVİYESİ dB	Fiyat (€)
FULL 6500	Fanlı Filtre	339X332X127	230V-50Hz	127 / 180	2850	1850	1450	0.56 / 0.79	68	160



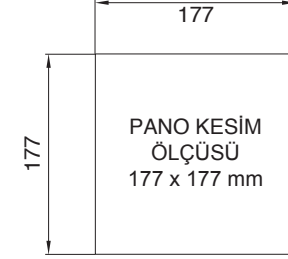
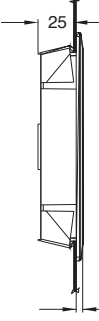
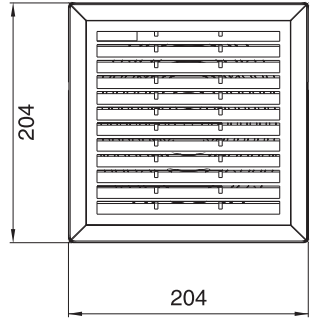
PANO KESİM
ÖLÇÜSÜ
92,5 x 92,5 mm

MODEL	QFI1000
ÖLÇÜ mm	105x105x15
Fiyat (€)	3



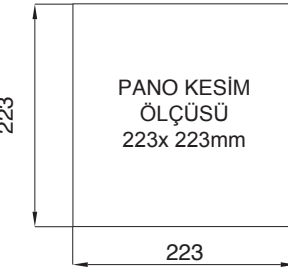
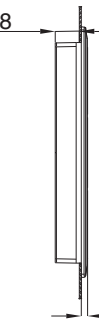
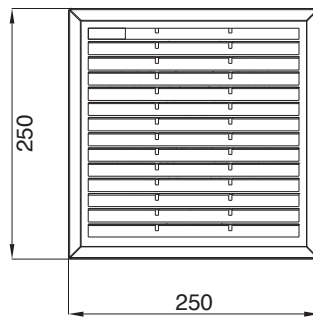
PANO KESİM
ÖLÇÜSÜ
125 x 125 mm

MODEL	QFI1500
ÖLÇÜ mm	150x150x25
Fiyat (€)	4



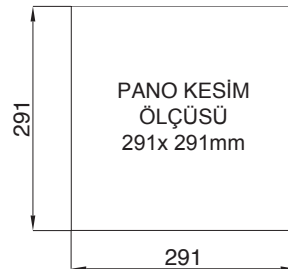
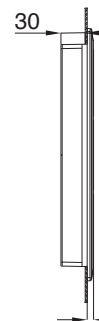
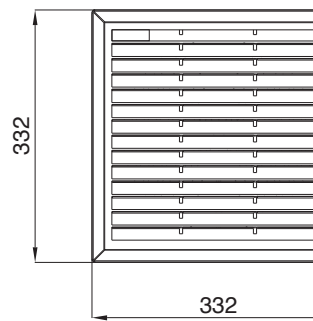
PANO KESİM
ÖLÇÜSÜ
177 x 177 mm

MODEL	QFI2000
ÖLÇÜ mm	204x204x25
Fiyat (€)	8



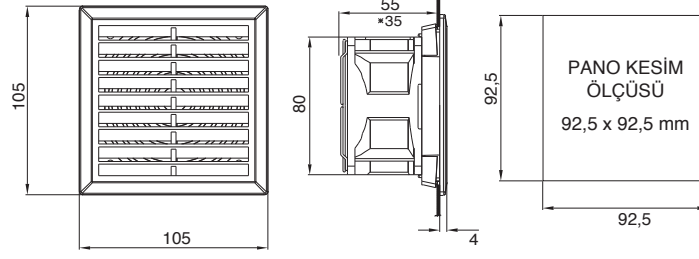
PANO KESİM
ÖLÇÜSÜ
223x 223mm

MODEL	QFI2500
ÖLÇÜ mm	250x250x28
Fiyat (€)	10

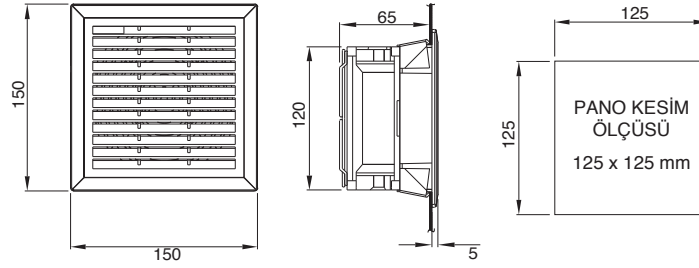


PANO KESİM
ÖLÇÜSÜ
291x 291mm

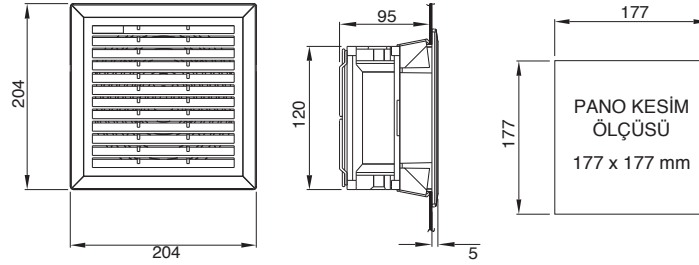
MODEL	QFI3000
ÖLÇÜ mm	332x332x30
Fiyat (€)	18



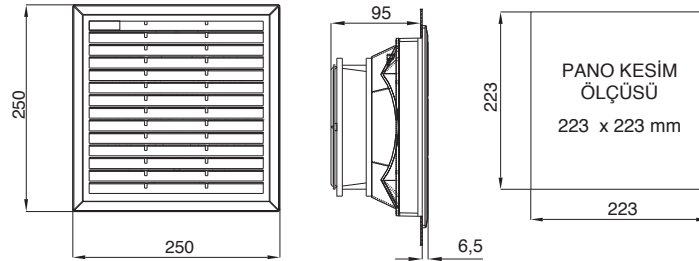
MODEL	AÇIKLAMA	ÖLÇÜLER mm	BESLEME VAC	GÜÇ W	HIZ dev/dak	FİLTRESİZ M ³ /h	FİLTRELİ M ³ /h	NOMİNAL Akım	GÜRÜLTÜ SEVİYESİ dB	Fiyat (€)
QFF 1000	Fanlı Filtre	105x105x55	230VAC-50/60Hz	15 / 13	2800	41	30	0.08	32	25



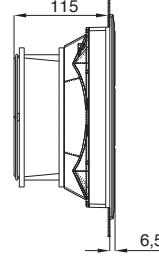
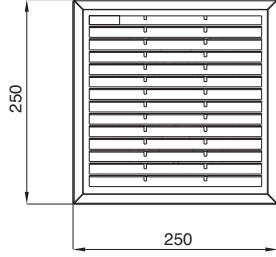
MODEL	AÇIKLAMA	ÖLÇÜLER mm	BESLEME VAC	GÜÇ W	HIZ dev/dak	FİLTRESİZ M ³ /h	FİLTRELİ M ³ /h	NOMİNAL Akım	GÜRÜLTÜ SEVİYESİ dB	Fiyat (€)
QFF 1500	Fanlı Filtre	150x150x65	230VAC-50/60Hz	17	2400	156	108	0.14	45	28



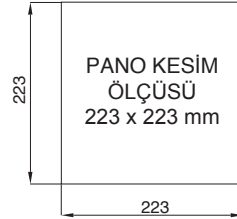
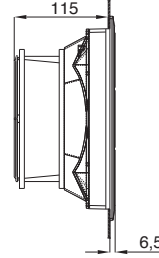
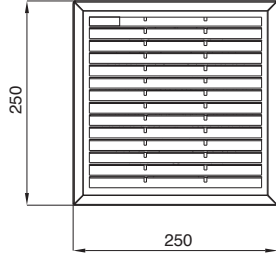
MODEL	AÇIKLAMA	ÖLÇÜLER mm	BESLEME VAC	GÜÇ W	HIZ dev/dak	FİLTRESİZ M ³ /h	FİLTRELİ M ³ /h	NOMİNAL Akım	GÜRÜLTÜ SEVİYESİ dB	Fiyat (€)
QFF 2000	Fanlı Filtre	204x204x95	230VAC-50/60Hz	17	2700	174	130	0.14	46	35



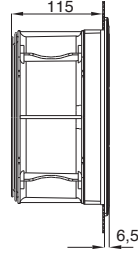
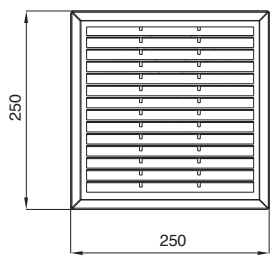
MODEL	AÇIKLAMA	ÖLÇÜLER mm	BESLEME VAC	GÜÇ W	HIZ dev/dak	FİLTRESİZ M ³ /h	FİLTRELİ M ³ /h	NOMİNAL Akım	GÜRÜLTÜ SEVİYESİ dB	Fiyat (€)
QFF 2500	Fanlı Filtre	250x250x95	230VAC-50/60Hz	27 / 26	2850	300	225	0.17 / 0.16	54	45



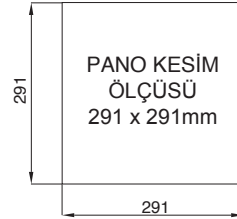
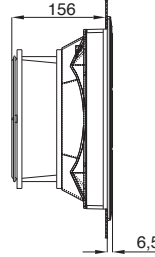
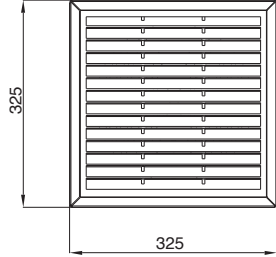

MODEL	AÇIKLAMA	ÖLÇÜLER mm	BESLEME VAC	GÜÇ W	HIZ dev/dak	FİLTRESİZ M³/h	FİLTRELİ M³/h	NOMİNAL Akım	GÜRÜLTÜ SEVİYESİ dB	Fiyat (€)
QFF 3000	Fanlı Filtre	250x250x115	230VAC-50/60Hz	38 / 36	2850-3400	348	261	0.23	50-55	50



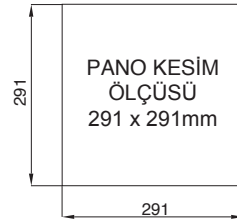
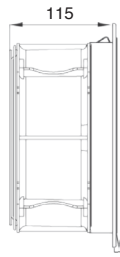
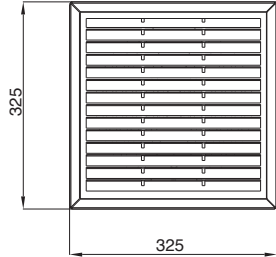
MODEL	AÇIKLAMA	ÖLÇÜLER mm	BESLEME VAC	GÜÇ W	HIZ dev/dak	FİLTRESİZ M³/h	FİLTRELİ M³/h	NOMİNAL Akım	GÜRÜLTÜ SEVİYESİ dB	Fiyat (€)
QFF 3500	Fanlı Filtre	250x250x115	230VAC-50/60Hz	38 / 36	2750	384	288	0.23	54	70



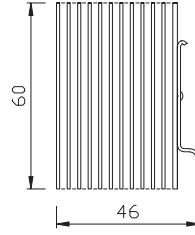

MODEL	AÇIKLAMA	ÖLÇÜLER mm	BESLEME VAC	GÜÇ W	HIZ dev/dak	FİLTRESİZ M³/h	FİLTRELİ M³/h	NOMİNAL Akım	GÜRÜLTÜ SEVİYESİ dB	Fiyat (€)
QFF 4500	Fanlı Filtre	250x250x115	230VAC-50/60Hz	80 / 80	2850	975	775	0.40	59	130



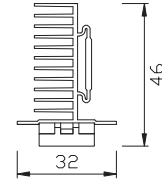
MODEL	AÇIKLAMA	ÖLÇÜLER mm	BESLEME VAC	GÜÇ W	HIZ dev/dak	FİLTRESİZ M³/h	FİLTRELİ M³/h	NOMİNAL Akım	GÜRÜLTÜ SEVİYESİ dB	Fiyat (€)
QFF 5000	Fanlı Filtre	325x325x156	230VAC-50/60Hz	80 / 80	2850	975	850	0.40	59	150



MODEL	AÇIKLAMA	ÖLÇÜLER mm	BESLEME VAC	GÜÇ W	HIZ dev/dak	FİLTRESİZ M³/h	FİLTRELİ M³/h	NOMİNAL Akım	GÜRÜLTÜ SEVİYESİ dB	Fiyat (€)
QFF 6500	Fanlı Filtre	325x325x115	230VAC-50/60Hz	127 / 180	2850	1850	1450	0.56 / 0.79	68	160



TEKNİK RESİM




MINİ PANO ISITICILARI

MODEL	VOLTAJ (V)	FREKANS (Hz)	GÜÇ (W)	GÖVDE SICAKLIĞI	IP	BOY (mm)	ISITICI GÖVDE	ISITICI ELEMAN	MONTAJ ŞEKLİ	BAĞLANTI	Fiyat (€)
QMHT-20W	110/240V AC/DC	50 60	20 20	74°C	20	60	Alüminyum	PTC	DIN35 RAY	Klemens	25
QMHT-40W	110/240V AC/DC	50 60	40 40	105°C	20	60	Alüminyum	PTC	DIN35 RAY	Klemens	30



TEKNİK RESİM



FANSIZ PANO ISITICILARI

MODEL	VOLTAJ (V)	FREKANS (Hz)	GÜÇ (W)	GÖVDE SICAKLIĞI	IP	BOY (mm)	ISITICI GÖVDE	ISITICI ELEMAN	MONTAJ ŞEKLİ	BAĞLANTI	Fiyat (€)
QHT-20W	110/240V AC/DC	50 60	20 20	85°C	20	65	Alüminyum	PTC	DIN35 RAY	Klemens	22
QHT-30W	110/240V AC/DC	50 60	30 30	85°C	20	75	Alüminyum	PTC	DIN35 RAY	Klemens	24
QHT-50W	110/240V AC/DC	50 60	50 50	85°C	20	85	Alüminyum	PTC	DIN35 RAY	Klemens	27
QHT-75W	110/240V AC/DC	50 60	75 75	125°C	20	105	Alüminyum	PTC	DIN35 RAY	Klemens	29
QHT-100W	110/240V AC/DC	50 60	100 100	125°C	20	120	Alüminyum	PTC	DIN35 RAY	Klemens	31
QHT-125W	110/240V AC/DC	50 60	125 125	125°C	20	150	Alüminyum	PTC	DIN35 RAY	Klemens	39
QHT-150W	110/240V AC/DC	50 60	150 150	130°C	20	190	Alüminyum	PTC	DIN35 RAY	Klemens	47
QHT-200W	110/240V AC/DC	50 60	200 200	135°C	20	220	Alüminyum	PTC	DIN35 RAY	Klemens	52



FANLI PANO ISITICILARI



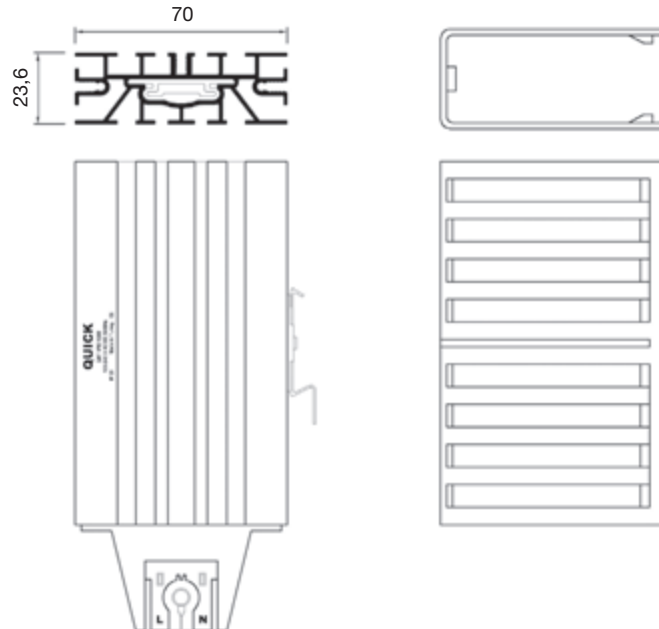
MODEL	VOLTAJ (V)	FREKANS (Hz)	GÜÇ (W)	GÖVDE SICAKLIĞI	ÇALIŞMA SICAKLIĞI	IP	BOY (mm)	ISITICI GÖVDE	ISITICI ELEMAN	MONTAJ ŞEKLİ	BAĞLANTI	Fiyat (€)
Cirrus 60	230V AC	50 60	200 - 300 400	50°C	-10°C +70°C	20	71x70x98,2	Plastik	PTC	DIN35 RAY	Kablo	120
Cirrus 80	230V AC	50 60	450-800	80°C	-40°C +60°C	20	82x110x150	Alüminyum	PTC	DIN35 RAY	Klemens	160
QFHT-250W	230V AC	50 60	250	50°C	-40°C +70°C	20	190x60x80	Alüminyum	PTC	DIN35 RAY	Klemens	100



FANSIZ PANO ISITICILARI



MODEL	VOLTAJ (V)	FREKANS (Hz)	GÜÇ (W)	GÖVDE SICAKLIĞI	IP	BOY (mm)	ISITICI GÖVDE	ISITICI ELEMAN	MONTAJ ŞEKLİ	BAĞLANTI	Fiyat (€)
QHT YNS-20W	110/240V AC/DC	50 60	20 20	85°C	20	95	Alüminyum	PTC	DIN35 RAY	Klemens	22
QHT YNS-30W	110/240V AC/DC	50 60	30 30	85°C	20	95	Alüminyum	PTC	DIN35 RAY	Klemens	24
QHT YNS-50W	110/240V AC/DC	50 60	50 50	85°C	20	95	Alüminyum	PTC	DIN35 RAY	Klemens	27
QHT YNS-75W	110/240V AC/DC	50 60	75 75	125°C	20	155	Alüminyum	PTC	DIN35 RAY	Klemens	29
QHT YNS-100W	110/240V AC/DC	50 60	100 100	125°C	20	155	Alüminyum	PTC	DIN35 RAY	Klemens	31
QHT YNS-125W	110/240V AC/DC	50 60	125 125	125°C	20	215	Alüminyum	PTC	DIN35 RAY	Klemens	39
QHT YNS-150W	110/240V AC/DC	50 60	150 150	130°C	20	215	Alüminyum	PTC	DIN35 RAY	Klemens	47
QHT YNS-200W	110/240V AC/DC	50 60	200 200	135°C	20	215	Alüminyum	PTC	DIN35 RAY	Klemens	52

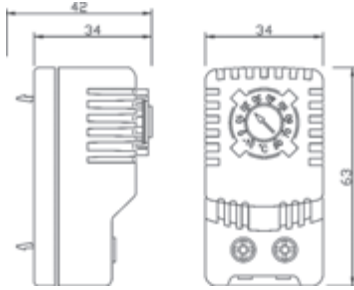




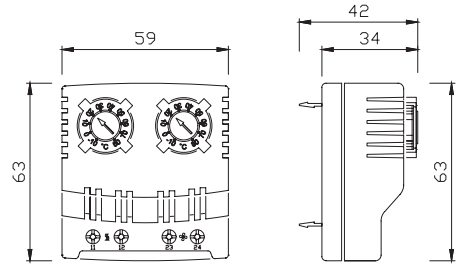
QHT NC Termostat

QHT NO Termostat

QHT NCNO : Double Termostat



TEKNİK RESİM



Pano termostatları , pano sıcaklığını ayarlanan çalışma sıcaklığında tutabilmek için kullanılan ısıtıcıları, fanları yada pano klimalarını kontrol etmek için kullanılırlar.

QHT NC : Pano ısıtıcılarının kontrolü için kullanılır. (NC Normalde kapalı kontaklı)


QHT NO : Filtreli fan ve Pano klimaları kontrolü için kullanılır. (NO Normalde açık kontaklı)

QHT NCNO : Double Termostat.


- Geniş sıcaklık ayar aralığı.
- Kompakt dizayn.
- 35 mm DIN raya kolay montaj.
- Yüksek anahtarlama akımı (10 A).
- Klemensli güvenilir bağlantı.
- Üstün teknoloji Bimetalik yapı.
- Yer kazandıran kolay montaj

QHT NC : Pano ısıtıcılarının kontrolü uygulaması

QHT NO : Filtreli fan ve Pano klimaları kontrolü uygulaması

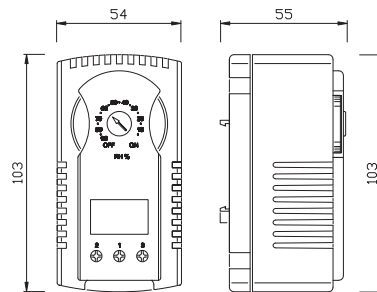


TEKNİK RESİM



CE

MODEL	VOLTAJ (V)	FREKANS (Hz)	SENSÖR ELEMANI	AYAR SAHASI	KONTAK TİPİ	AKIMI	KORUMA SINIFI	BOY (mm)	MONTAJ ŞEKLİ	BAĞLANTI (mm ²)	Fiyat (€)
QHT-NC	110-250VAC	50 / 60	Bimetalik termostat.	(-10)-(+80)°C	NO	10A	IP20	63x34	DIN35 RAY	0,75 - 1,5	7
QHT-NO	110-250VAC	50 / 60	Bimetalik termostat.	(-10)-(+80)°C	NC	10A	IP20	63x34	DIN35 RAY	0,75 - 1,5	7
QHT-NC/NO	110-250VAC	50 / 60	Bimetalik termostat.	(-10)-(+80)°C	NC+NO	10A	IP20	63x59	DIN35 RAY	0,75 - 1,5	15



TEKNİK RESİM

HYGROSTAT

MODEL	VOLTAJ (V)	FREKANS (Hz)	KONTAKLAR	IP	ÖLÇÜ	AYAR ARALIĞI (%RH)	MONTAJ ŞEKLİ	BAĞLANTI	Fiyat (€)
QHG 500	110 / 250VAC	50 / 60	NO/NC	20	103x54x55	10-90	DIN35 RAY	2,5mm ²	35

CE



QPC-A-4



QPC-A-5

PROJE CEPLERİ

MODEL	AÇIKLAMA	ÖLÇÜ (mm)	FIYAT (€)
QPC-A-4	A-4 Proje Cebi	258x230x30	3,00
QPC-A-5	A-5 Proje Cebi	202x212x21	2,50



QPA 270



QPA 540



QPA 810



QPA 1620

LEDLİ PANO İÇİ BANT ARMATÜR (AÇ - KAPA DÜĞMELİ)

KOD	UZUNLUK	GÜÇ	LÜMEN	RENK	BAĞLANTI	FIYAT (MIKNATISLI)	FIYAT (MIKNATISSIZ)
QPA 270	20 cm	3 W	270 lm	beyaz	Klemens	12,00 €	10,00 €
QPA 540	30 cm	6 W	540 lm	beyaz	Klemens	17,00 €	15,00 €
QPA 810	40 cm	9 W	810 lm	beyaz	Klemens	22,00 €	20,00 €
QPA 1620	60 cm	18 W	1620 lm	beyaz	Klemens	27,00 €	25,00 €

OUTDOOR (DIŞ ORTAM) PANO KLİMALARI

INDOOR (İÇ ORTAM) RAL7035 PANO KLİMALARI



INDOOR INOX (PASLANMAZ) PANO KLİMALARI



INDOOR (İÇ ORTAM) RAL7035 PANO KLİMALARI (IP54)

AÇIKLAMA	KOD	BESLEME	SOĞUTMA GÜCÜ	AĞIRLIK (KG)	ÖLÇÜLER (YxGxD) mm	RENK	FİYAT
INDOOR PANO KLİMASI	QBT 350-01	220-230V 50/60Hz	340 W	22,5 Kg	550x300x230 mm	RAL 7035	1.100 €
INDOOR PANO KLİMASI	QBT 500-01	220-230V 50/60Hz	510 W	23,0 Kg	550x300x230 mm	RAL 7035	1.200 €
INDOOR PANO KLİMASI	QBT 750-01	220-230V 50/60Hz	720 W	25,0 Kg	640x315x230 mm	RAL 7035	1.350 €
INDOOR PANO KLİMASI	QBT 1000-01	220-230V 50/60Hz	1100 W	36,0 Kg	905x406x220 mm	RAL 7035	1.550 €
INDOOR PANO KLİMASI	QBT 1500-01	220-230V 50/60Hz	1580 W	37,0 Kg	905x406x220 mm	RAL 7035	1.700 €
INDOOR PANO KLİMASI	QBT 1700-01	220-230V 50/60Hz	1720 W	37,0 Kg	905x406x220 mm	RAL 7035	1.900 €
INDOOR PANO KLİMASI	QBT 2000-01	220-230V 50/60Hz	1950 W	45,0 Kg	1058x406x250 mm	RAL 7035	2.200 €
INDOOR PANO KLİMASI	QBT 2500-01	220-230V 50/60Hz	2570 W	50,5 Kg	1058x406x250 mm	RAL 7035	2.600 €
INDOOR PANO KLİMASI	QBT 3000-01	220-230V 50/60Hz	2920 W	53,0 Kg	1058x406x250 mm	RAL 7035	3.000 €
INDOOR PANO KLİMASI	QBT 3500-01	220-230V 50/60Hz	3380 W	64,0 Kg	1205x456x290 mm	RAL 7035	3.500 €
INDOOR PANO KLİMASI	QBT 4000-01	220-230V 50/60Hz	4050 W	64,0 Kg	1205x456x290 mm	RAL 7035	3.800 €

INDOOR INOX (PASLANMAZ) PANO KLİMALARI (IP54)

AÇIKLAMA	KOD	BESLEME	SOĞUTMA GÜCÜ	AĞIRLIK (KG)	ÖLÇÜLER (YxGxD) mm	RENK	FİYAT
INOX PANO KLİMASI	QBT 350-02	220-230V 50/60Hz	340 W	22,5 Kg	550x300x230 mm	INOX	1.300 €
INOX PANO KLİMASI	QBT 500-02	220-230V 50/60Hz	510 W	23,0 Kg	550x300x230 mm	INOX	1.400 €
INOX PANO KLİMASI	QBT 750-02	220-230V 50/60Hz	720 W	25,0 Kg	640x315x230 mm	INOX	1.550 €
INOX PANO KLİMASI	QBT 1000-02	220-230V 50/60Hz	1100 W	36,0 Kg	905x406x220 mm	INOX	1.750 €
INOX PANO KLİMASI	QBT 1500-02	220-230V 50/60Hz	1580 W	37,0 Kg	905x406x220 mm	INOX	1.900 €
INOX PANO KLİMASI	QBT 1700-02	220-230V 50/60Hz	1720 W	37,0 Kg	905x406x220 mm	INOX	2.100 €
INOX PANO KLİMASI	QBT 2000-02	220-230V 50/60Hz	1950 W	45,0 Kg	1058x406x250 mm	INOX	2.400 €
INOX PANO KLİMASI	QBT 2500-02	220-230V 50/60Hz	2570 W	50,5 Kg	1058x406x250 mm	INOX	2.800 €
INOX PANO KLİMASI	QBT 3000-02	220-230V 50/60Hz	2920 W	53,0 Kg	1058x406x250 mm	INOX	3.200 €
INOX PANO KLİMASI	QBT 3500-02	220-230V 50/60Hz	3380 W	64,0 Kg	1205x456x290 mm	INOX	3.700 €
INOX PANO KLİMASI	QBT 4000-02	220-230V 50/60Hz	4050 W	64,0 Kg	1205x456x290 mm	INOX	4.000 €

OUTDOOR (DIŞ ORTAM) PANO KLİMALARI (IP65)

AÇIKLAMA	KOD	BESLEME	SOĞUTMA GÜCÜ	AĞIRLIK (KG)	ÖLÇÜLER (YxGxD) mm	RENK	FİYAT
OUTDOOR PANO KLİMASI	OD QBT 350	220-230V 50/60Hz	340 W	24,5 Kg	550x300x270 mm	RAL 7035	1.350 €
OUTDOOR PANO KLİMASI	OD QBT 500	220-230V 50/60Hz	510 W	25,0 Kg	550x300x270 mm	RAL 7035	1.450 €
OUTDOOR PANO KLİMASI	OD QBT 750	220-230V 50/60Hz	720 W	27,0 Kg	640x315x270 mm	RAL 7035	1.600 €
OUTDOOR PANO KLİMASI	OD QBT 1000	220-230V 50/60Hz	1100 W	37,5 Kg	905x406x276 mm	RAL 7035	1.800 €
OUTDOOR PANO KLİMASI	OD QBT 1500	220-230V 50/60Hz	1580 W	38,5 Kg	905x406x276 mm	RAL 7035	1.950 €
OUTDOOR PANO KLİMASI	OD QBT 1700	220-230V 50/60Hz	1720 W	38,5 Kg	905x406x276 mm	RAL 7035	2.150 €
OUTDOOR PANO KLİMASI	OD QBT 2000	220-230V 50/60Hz	1950 W	48,5 Kg	1055x406x310 mm	RAL 7035	2.450 €
OUTDOOR PANO KLİMASI	OD QBT 2500	220-230V 50/60Hz	2570 W	52,5 Kg	1055x406x310 mm	RAL 7035	2.850 €
OUTDOOR PANO KLİMASI	OD QBT 3000	220-230V 50/60Hz	2920 W	57,0 Kg	1055x406x310 mm	RAL 7035	3.250 €
OUTDOOR PANO KLİMASI	OD QBT 3500	220-230V 50/60Hz	3380 W	67,0 Kg	1205x456x350 mm	RAL 7035	3.750 €
OUTDOOR PANO KLİMASI	OD QBT 4000	220-230V 50/60Hz	4050 W	67,0 Kg	1205x456x350 mm	RAL 7035	4.050 €

• Opsiyonel olarak kasa, voltaj, renk ve arıza kontaklı üretim yapılmaktadır.